




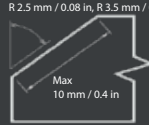
Bevelling system B10 ELECTRA

Maximum bevel width 10 mm / 0.4 in. Edge rounding function.

B10 Electra

High Performance
Motor and Gearbox





**Designed for beveling and deburring workpieces, internal and external radiuses and holes.
Specially designed for producing bevels and welding preparation.
Durable and stable machine design without compromises.
Thanks to the special design of the cutting head you will you save ½ inserts at reductions of up to 8 mm / 0.31 in of the bevel width.**

- Scale for accurate bevel size adjustment.
- For beveling and deburring steel, aluminium and other materials.
- Replaceable head for changing bevel angle.
- Handheld powerful equipment.
- Electronic Speed Control.
- Edge rounding function, preparation before surface treatment.

Technical data:

Bevel angle: replaceable head 30°, 37,5°, 45°, 50°, 60°- other angles on demand
 Bevel width: 0 to 10mm / 0 to 0.4 in < 400 MPa / 58 015 PSI
 0 to 5mm / 0 to 0.2 in > 400 MPa / 58 015 PSI
 Rounding app: R 2,5 mm, R 3,5 mm, R 4 mm / R 0,1 in, R 0,14 in, R 0,16 in
 Engine: 1700 W
 Speed: 2700 - 8 500 rpm
 Overload protection: thermal
 Feed: manual
 Weight: 6 kg / 13.2 lb
 Numbers of cutting inserts: 6 pcs (up to bevel width 8mm, only 3pcs in the angle)

Included in price:

Beveling and deburring system B10 ELECTRA (without the head).
 Tools for an operators.
 Packed in a cardboard.
 User manual.

Machine name:	Art. Nr.
The B10 ELECTRA beveling and deburring system (1 Phase - 220 V)	25300
The B10 ELECTRA beveling and deburring system (1 Phase - 110 V)	25301

Accessories:	Art. Nr.
30° cutting head (including inserts, screws, bolts and roller). Guide roller diameter Ø 34 mm / 1.34 in	27223
37.5° cutting head (including inserts, screws, bolts and roller). Guide roller diameter Ø 28 mm / 1.10 in	27227
45° cutting head (including inserts, screws, bolts and roller). Guide roller diameter Ø 28 mm / 1.10 in	27222
50° cutting head (including inserts, screws, bolts and roller). Guide roller diameter Ø 28 mm / 1.10 in	27224
60° cutting head (including inserts, screws, bolts and roller). Guide roller diameter Ø 27 mm / 1.06 in	27240
Cutting head with non-standard angle. (Including inserts, screws, bolts and roller)	27XXX
Coated cutting inserts - four-sided (pack of 10 pcs)	27231
Edge rounding cutter R2.5 mm / 0.08 in (including inserts, screws, bolts and roller). Guide roller diameter Ø 41 mm / 1.61 in	27234
Edge rounding cutter R3.5 mm / 0.12 in (including inserts, screws, bolts and roller). Guide roller diameter Ø 40 mm / 1.57 in	27233
Cutting inserts for rounding edges R2.5 mm / 0.08 in (pack of 10 pcs)	26109
Cutting inserts for rounding edges R3.5 mm / 0.12 in (pack of 10 pcs)	26110
Cutting inserts for rounding edges R4mm / 0.16 in (pack of 10 pcs). Compatible with head R3.5 mm / 0.12 in	26111
Screw for the inserts	27241
Screw for the radius / rounding inserts	27242
Screw for the impeler / guiding roll	25250.16
Screw for the impeler overlapping (set screw + expansion washer)	25250.16L
Dock station B-Dock (Beveler B10 Electra is not included)	25350



Art. Nr. 25350



Art. Nr. 27234



Art. Nr. 27223



Art. Nr. 26109



Art. Nr. 27231

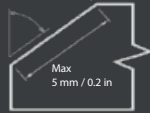




Dock station B-Dock + B10 ELECTRA set
Maximum bevel width 5 mm / 0.2 in. Edge rounding function.

B-Dock + B10 Electra set





Dock station B-Dock enables the B10 Electra to be used stationary. It is designed for beveling small workpieces which would be hard or impossible to clamp and bevel the standard way. The system retains all advantages of the hand-held machine B10 Electra. The B-dock system makes it possible to bevel irregular shapes, straight workpieces and holes. Radiused edges are also possible with the radius milling head. Specialty guide attachments and an easy, vertical worktable adjustment allow for beveling of pipe and tube.

By purchasing the set B-Dock + B10 Electra you are getting a universal beveling system. The B10 Electra can be used independently from the B-Dock as a hand-held beveling machine.

- Tilting table for easy attachment of B10 Electra
- Vertical position of the table for convenient pipe beveling
- Straight edge and pipe guide attachments included in the price
- Adjustable protection shield increases work safety
- Robust design insures precision beveling and durability of the B-dock
- The Hardox work surface is wear resistant
- Light weight system is easy to transport
- Can be used with B10 Electra or B15 Electra machines

Technical data:

Bevel angle: see previous page (technical data for B10 Electra)
 Bevel width: 0 to 5mm / 0 to 0.2 in
 Rounding app: see previous page (technical data for B10 Electra)
 Motor: see previous page (technical data for B10 Electra)
 RPM: see previous page (technical data for B10 Electra)
 Feed: manual
 Weight: 28kg / 62 lb (incl. B10 Electra 34kg / 75 lb)
 Dimensions: 443 x 368 x 220mm / 17,5 x 14,5 x 8,7 in

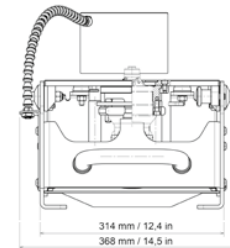
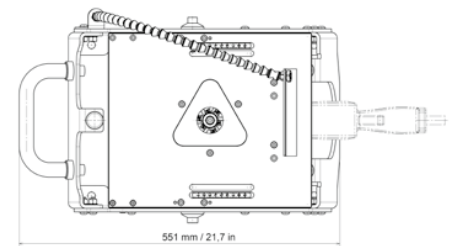
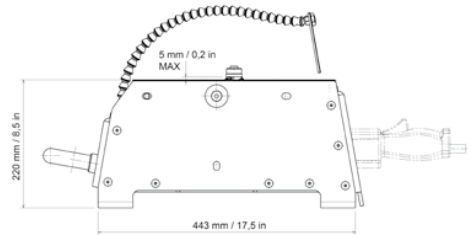
Included in price:

- Dock station B-dock
- Beveling and deburring system B10 Electra
- Operating tools
- Carton box packaging
- Manual

Machine name:

Machine name:	Art. Nr.
The Beveling System B-Dock+ B10 Electra set, without the milling head (1 Phase - 220 V)	25302
The Beveling System B-Dock+ B10 Electra set, without the milling head (1 Phase - 220 V)	25303

Other accessories see previous page - B10 Electra



Pipe beveling attachment



Straight edge beveling guide

